

**PARTS LIST - 1 PERSON ASSEMBLY:-**

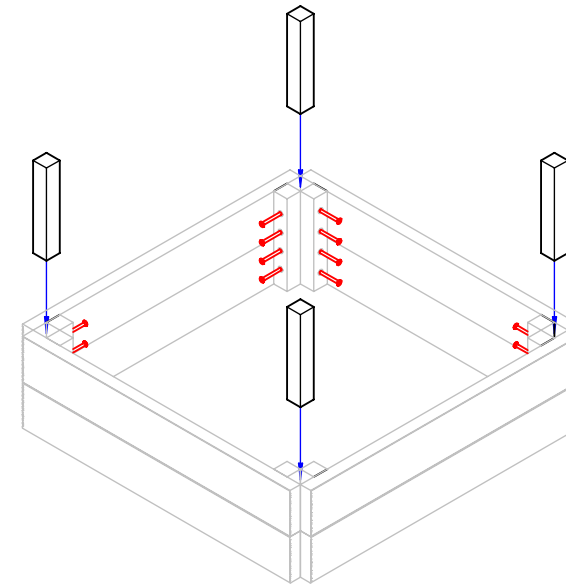
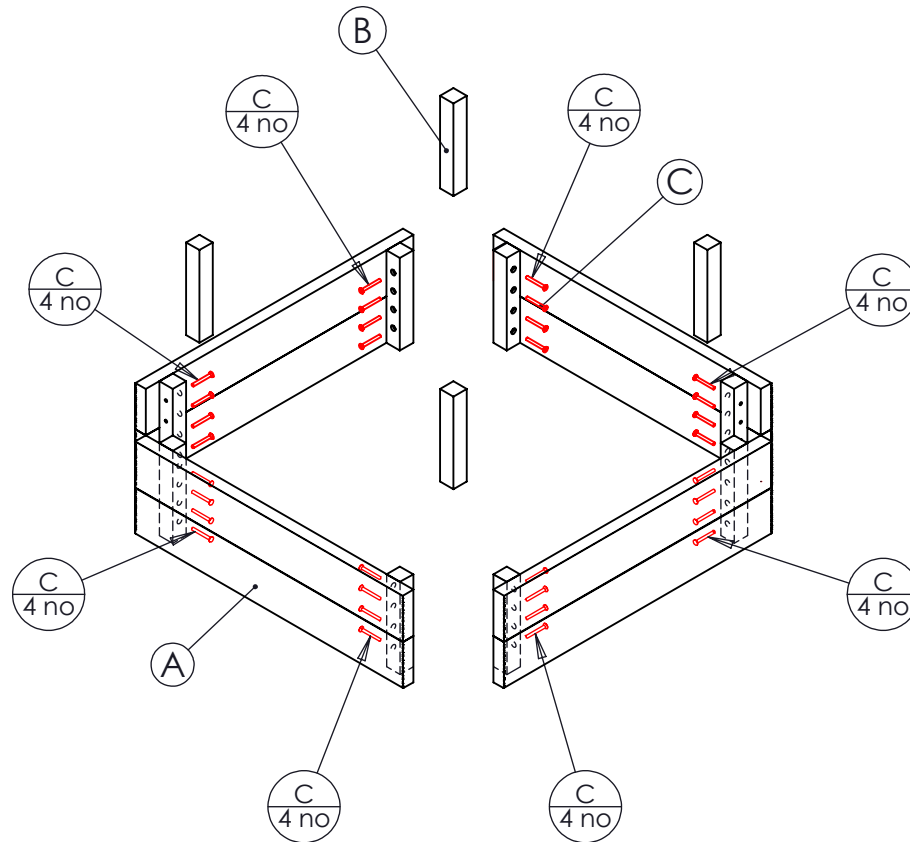
<b>A</b>	<b>PRE-ASSEMBLED SIDE PANEL</b>	<b>4 no.</b>
<b>B</b>	<b>50 x 50 x 300mm POST</b>	<b>4 no.</b>
<b>C</b>	<b>70mm BRASS SCREWS</b>	<b>32 no.</b>

**TOOLS:-****POWER DRILL WITH PHILIPS-HEAD BIT****IMPORTANT:-**

Ensure that you are familiar with these assembly instructions prior to commencing assembly.

We will not accept any claims resulting from products that have been wrongly assembled.

Employ safe lifting procedures when handling components.



**ASSEMBLE 50x50x300mm POSTS IN TO CORNERS BETWEEN END JOISTS**

**Help and support:-**

Please contact us using the telephone number or email address as stated on your shipping documents.

## RAISED BED (STANDARD)

### Assembly Guide - 1 of 2

Unit 8C, Top Land Country Business Park  
Cragg Road, Mytholmroyd, Hebden Bridge,  
West Yorkshire, HX7 5RW  
Freephone: 0808 281 2929  
Mail: [info@britishrecycledplastic.co.uk](mailto:info@britishrecycledplastic.co.uk)



PARTS LIST - 1 PERSON ASSEMBLY:-		
A	PRE-ASSEMBLED SIDE PANEL	4 no.
B	50 x 50 x 300mm POST	4 no.
C	70mm BRASS SCREWS	32 no.

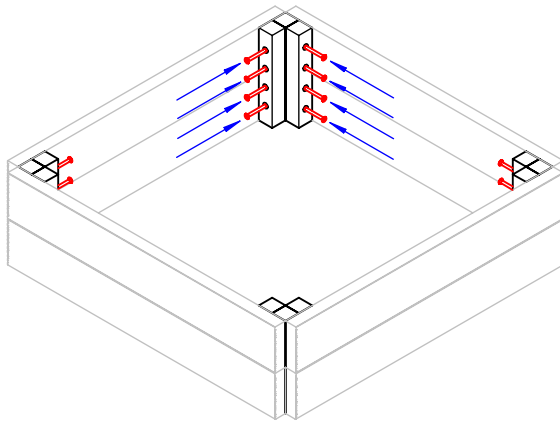
TOOLS:-
POWER DRILL WITH PHILIPS-HEAD BIT

**IMPORTANT:-**

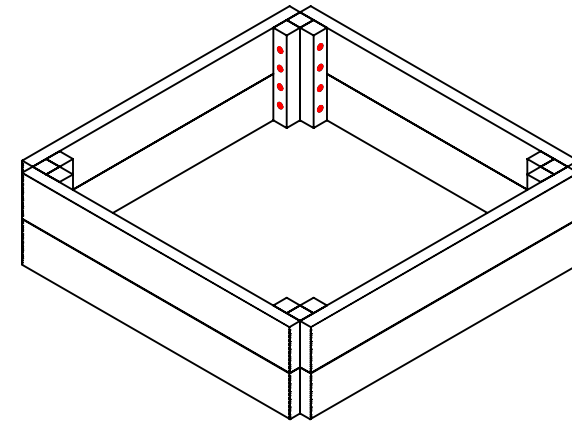
Ensure that you are familiar with these assembly instructions prior to commencing assembly.

We will not accept any claims resulting from products that have been wrongly assembled.

Employ safe lifting procedures when handling components.



SCREW 70mm BRASS SCREWS THROUGH PRE-DRILLED HOLES IN CORNER JOISTS INTO 50x50x300mm POSTS



SECURE ALL 4 50x50x300mm POSTS WITH SCREWS AND ASSEMBLY IS COMPLETE

Help and support:-

Please contact us using the telephone number or email address as stated on your shipping documents.

**RAISED BED (STANDARD)**  
**Assembly Guide - 2 of 2**

Unit 8C, Top Land Country Business Park  
 Cragg Road, Mytholmroyd, Hebden Bridge,  
 West Yorkshire, HX7 5RW  
 Freephone: 0808 281 2929  
 Mail: info@britishrecycledplastic.co.uk

