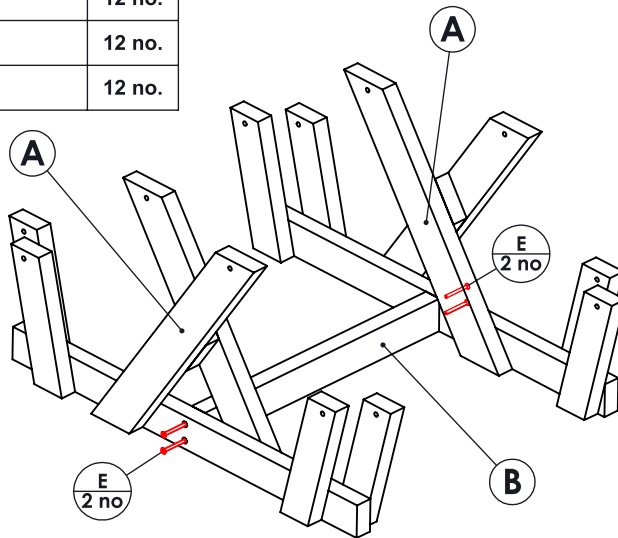


PARTS LIST - 2 PERSON ASSEMBLY:-

A	FRAME	2 no.
B	FOOT BRACE	1 no.
C	PRE-ASSEMBLED TABLE TOP	1 no.
D	PRE-ASSEMBLED SEAT	2 no.
E	90mm S/STEEL SCREWS	4 no.
F	M10 x 110mm BOLT	12 no.
G	WASHER	12 no.
H	NUT	12 no.
J	CAP	12 no.

TOOLS:-**POWER DRILL WITH PHILIPS-HEAD BIT****17mm SPANNER**

BEGIN ASSEMBLY WITH THE 2 FRAMES AND FOOT BRACE SET OUT ON A LEVEL SURFACE.

POSITION THE FOOT BRACE CENTRALLY BETWEEN THE FRAMES AND IN LINE WITH THE PRE-DRILLED HOLES, THEN FIX THE BRACE IN PLACE USING 90mm SCREWS.

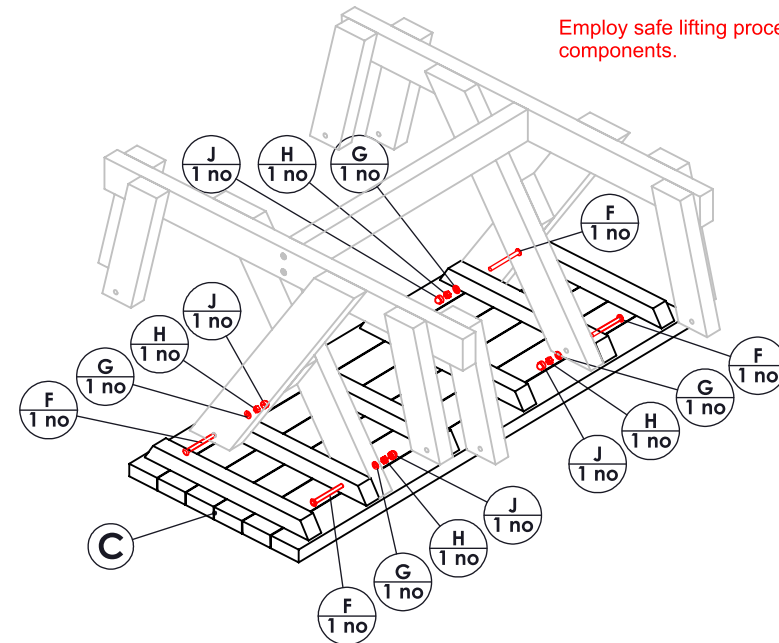


TABLE SHOWN UPSIDE DOWN FOR ILLUSTRATION PURPOSES ONLY.

LOWER THE PRE-ASSEMBLED TABLETOP ONTO THE FRAME. USING A PROVIDED M10 X 110mm BOLT FIX THE BOLT THROUGH THE PRE-DRILLED HOLES IN THE FRAME AND TABLETOP. ADD WASHER AND NUT AND TIGHTEN. COVER NUT WITH BLACK CAP.

IMPORTANT:-

Ensure that you are familiar with these assembly instructions prior to commencing assembly.

We will not accept any claims resulting from products that have been wrongly assembled.

Employ safe lifting procedures when handling components.

Please contact us if you need any further help or information.

BATLEY PICNIC TABLE**Assembly Guide - 1 of 2**

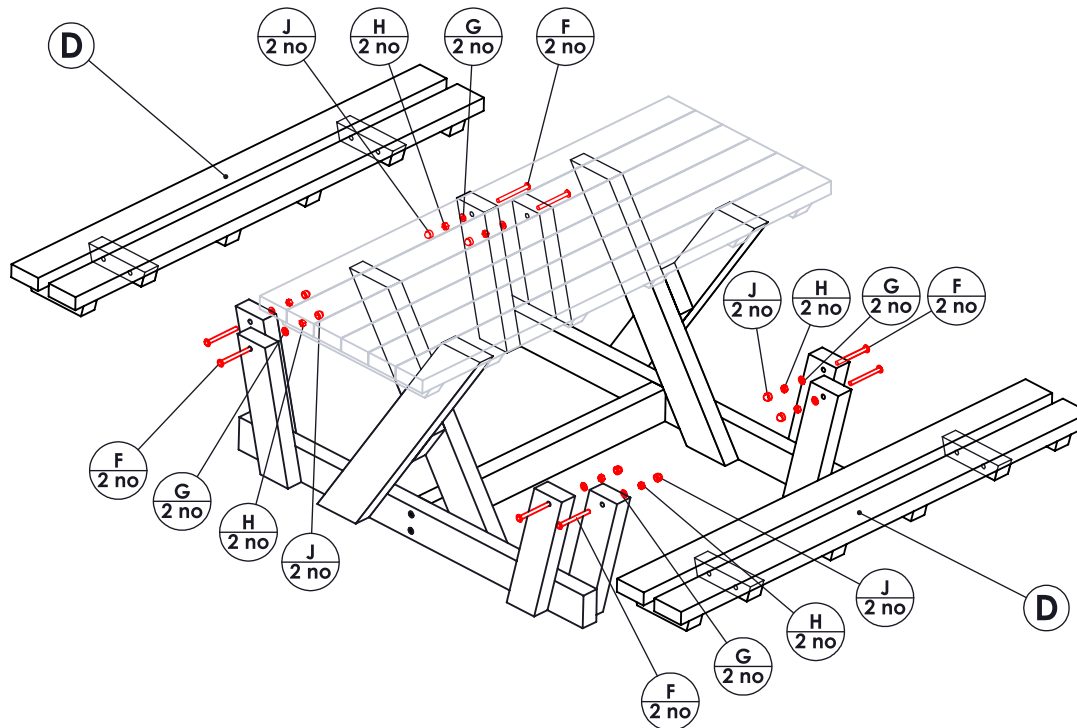
Unit 8C, Top Land Country Business Park
Cragg Road, Mytholmroyd, Hebden Bridge,
West Yorkshire, HX7 5RW
Phone: 01422 419 555
Mail: info@britishrecycledplastic.co.uk

BRITISH
RECYCLED
PLASTIC



TOOLS:-

17mm SPANNER



LOWER THE PRE-ASSEMBLED SEAT ONTO THE FRAME AND ALIGN THE HOLES OF THE SEAT TIES WITH THE HOLES ON THE SEAT SUPPORTS.

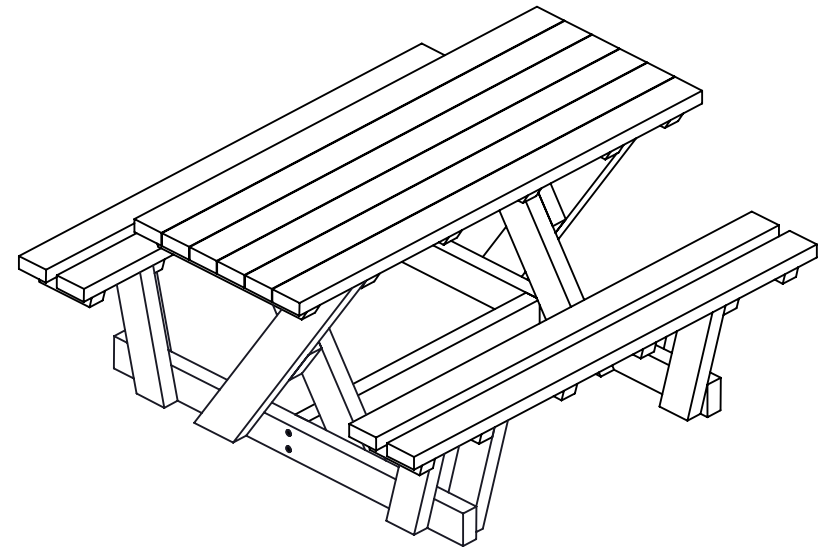
USE M10 x 110mm BOLTS TO SECURE EACH CORNER OF THE SEAT, ADD WASHER AND NUT AND TIGHTEN UP. COVER NUT WITH BLACK CAP TO FINISH.

IMPORTANT:-

Ensure that you are familiar with these assembly instructions prior to commencing assembly.

We will not accept any claims resulting from products that have been wrongly assembled.

Employ safe lifting procedures when handling components.



THIS COMPLETES THE TABLE ASSEMBLY.

Please contact us if you need any further help or information.

BATLEY PICNIC TABLE

Assembly Guide - 2 of 2

Unit 8C, Top Land Country Business Park
Cragg Road, Mytholmroyd, Hebden Bridge,
West Yorkshire, HX7 5RW
Phone: 01422 419 555
Mail: info@britishrecycledplastic.co.uk

BRITISH
RECYCLED
PLASTIC

