

PARTS LIST - 2 PERSON ASSEMBLY:-

A	PRE-ASSEMBLED TABLE TOP	1 no.
B	END A-FRAME	2 no.
C	PRE-ASSEMBLED SEAT	2 no.
D	70mm BRASS SCREWS	28 no.
E	70mm S/STEEL SCREWS	16 no.

TOOLS:-

POWER DRILL WITH PHILIPS-HEAD BIT

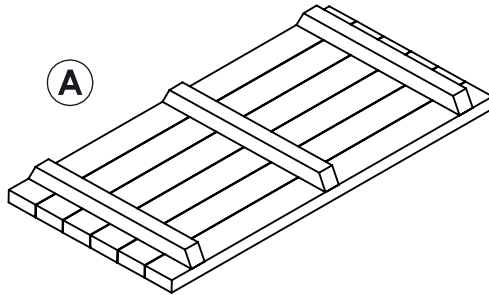
MEASURING TAPE & STRAIGHT EDGE

IMPORTANT:-

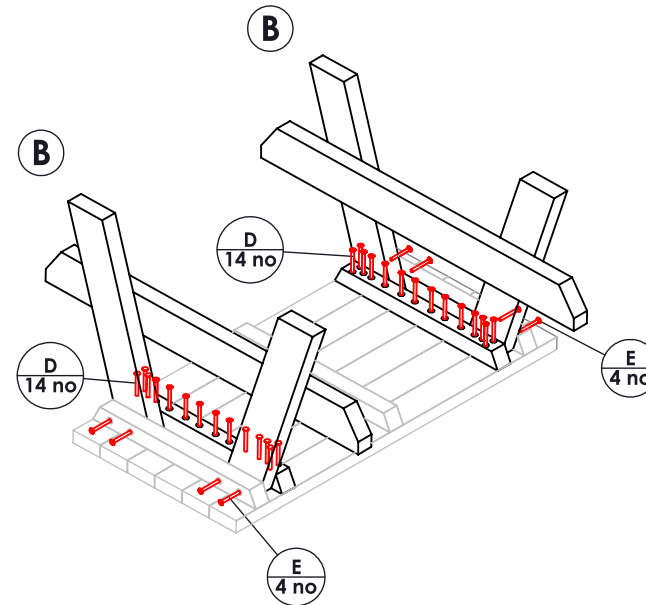
Ensure that you are familiar with these assembly instructions prior to commencing assembly.

We will not accept any claims resulting from products that have been wrongly assembled.

Employ safe lifting procedures when handling components.



**BEGIN ASSEMBLY WITH TABLETOP
TURNED UPSIDE-DOWN.**



**FIX A-FRAMES TO TABLETOP USING 70mm SCREWS THROUGH
PRE-DRILLED HOLES IN FIXING BARS.
BEFORE FULLY TIGHTENING ALL SCREWS, CHECK THAT THE PICNIC
TABLE IS SQUARE BY MEASURING ACROSS THE DIAGONALS. BOTH
DIAGONAL MEASUREMENTS SHOULD BE EQUAL.**

Please contact us if you need any further
help or information.

HOLMFIRTH PICNIC TABLE**Assembly Guide - 1 of 2**

Unit 8C, Top Land Country Business Park
Cragg Road, Mytholmroyd, Hebden Bridge,
West Yorkshire, HX7 5RW
Phone: 01422 419 555
Mail: info@britishrecycledplastic.co.uk

**BRITISH
RECYCLED
PLASTIC**

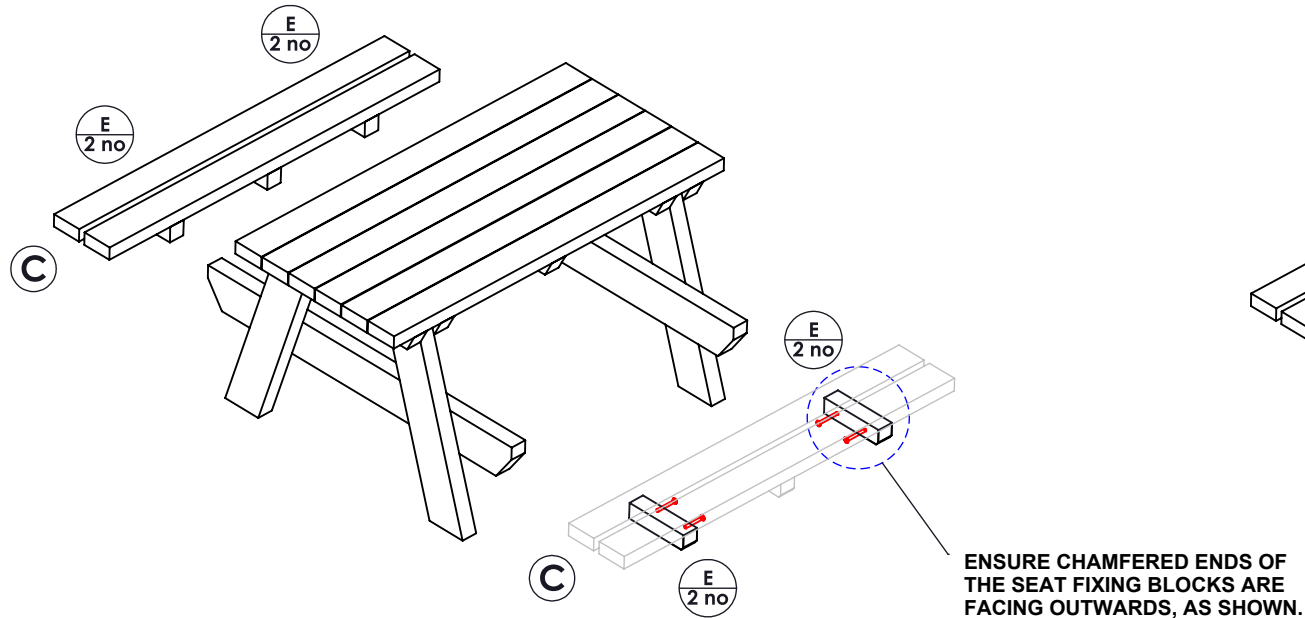


TOOLS:-**POWER DRILL WITH PHILIPS-HEAD BIT****MEASURING TAPE & STRAIGHT EDGE****IMPORTANT:-**

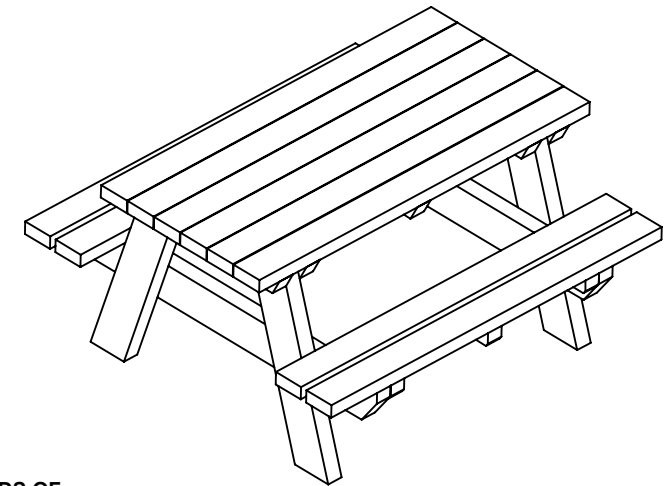
Ensure that you are familiar with these assembly instructions prior to commencing assembly.

We will not accept any claims resulting from products that have been wrongly assembled.

Employ safe lifting procedures when handling components.



TURN PICNIC TABLE OVER ONTO FEET AND FIX PRE-ASSEMBLED SEATS USING 70mm SCREWS THROUGH PRE-DRILLED HOLES IN SEAT FIXING BLOCKS.



BEFORE FULLY TIGHTENING ALL SCREWS, CHECK THAT THE SEATS ARE SQUARE BY MEASURING ACROSS THE DIAGONALS. BOTH DIAGONAL MEASUREMENTS SHOULD BE EQUAL.

Please contact us if you need any further help or information.

HOLMFIRTH PICNIC TABLE**Assembly Guide - 2 of 2**

Unit 8C, Top Land Country Business Park
Cragg Road, Mytholmroyd, Hebden Bridge,
West Yorkshire, HX7 5RW
Phone: 01422 419 555
Mail: info@britishrecycledplastic.co.uk

**BRITISH
RECYCLED
PLASTIC**

